



SQUARE CUT LASER SHEETS

(Pre-Die Cut)




LSB

1 per sheet
(full sheet)
Back Split
LS
1 per sheet
(full sheet)
No Back Split




L-2

2 per sheet
(5.5" x 8.5")




L-2B

2 per sheet
(11" x 4.25")




L-3MAG

3 per sheet
(3.3125" x 5.5")




L-3V

3 per sheet
(11" x 2.83")



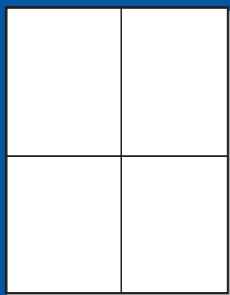
LL-3VS

3 per sheet
(2.5" x 10")



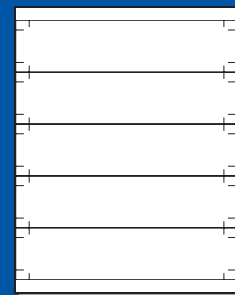
L-3

3 per sheet
(3.66" x 8.5")



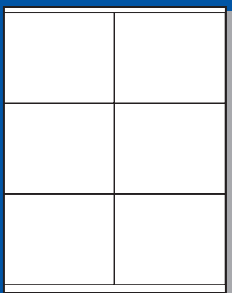
L-4

4 per sheet
(5.5" x 4.25")



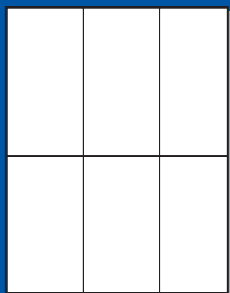
LL-5.SEC

5 per sheet
(2" x 8.5")



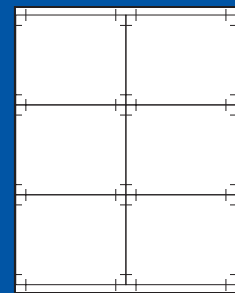
L-6

6 per sheet
(3.5" x 4.25")



L-6L

6 per sheet
(5.5" x 2.83")



LL-6.SEC

6 per sheet
(4.25" x 3.469")